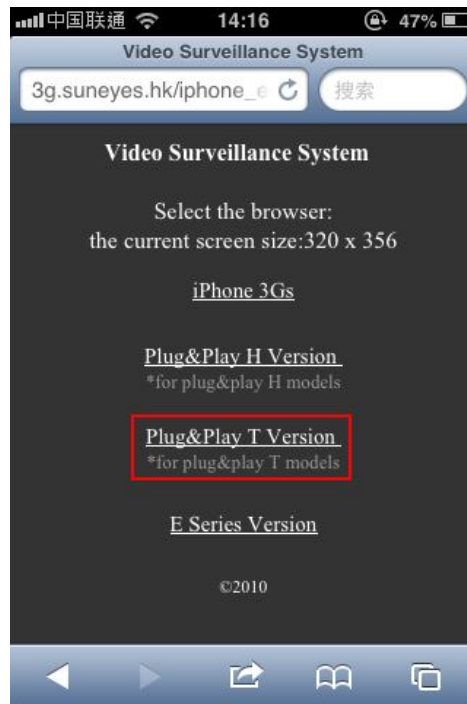


IPhone APP Settings

1. Download app software from the link: <http://3g.suneyes.hk> ,Chose the “**Plug&Play T Version**”.



2. Install and then Open the Software



3.Add Camera ,you can use the Iphone Camera **QRCode** ,the code you can find it from the label on the color box or below the camera.



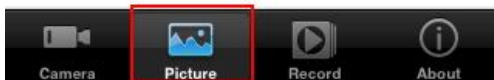
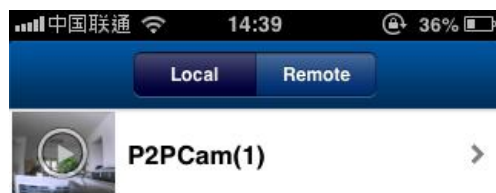
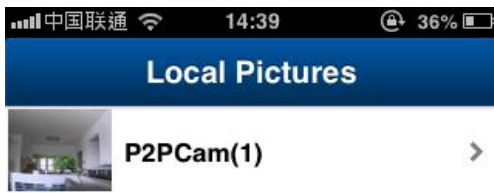
4.Enter the Password(the Defaulted Password is 888888) ,then you can view the camera video, Slip the video you can control the Pan/tilt.





this app support snapshot, record, two way audio , pan/tilt,mirror,etc

5. The APP support Snapshot and Record, and play back from here:



5. Advance Settings support the password change, Wifi, Time, and alarms settings.

